

GIGABIT POE SWITCH (POE 4 PORT, NORMAL 1 PORT)

SFC505HP

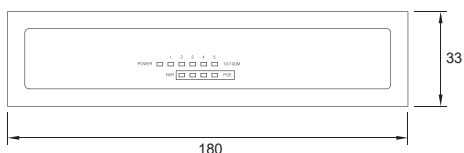

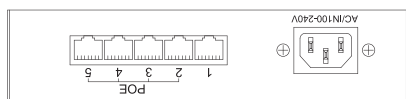


→ KEY FEATURES

- PoE 4 Port 10/100Mbps, Up link 10/100Mbps
- Distance : 10/100Mbps Full Duplex
- Auto MDI/MDI-X Auto Sensing
- At the Same Time 4 Port 15.4W, 2 Port 30.8W Support (Max. 60W)
- Input Power AC 100~240V

→ DIMENSIONS

Unit : mm



→ SPECIFICATIONS

SFC505HP		
Interface	Link Port	RJ-45 (Auto MDI / MDIX)
	Network Cable	CAT.5e over
	LED	Power, FD, Link/Act, Speed, PoE
PoE & Network	Output	IEEE 802.3af Standard (15.4W) IEEE 802.3at Standard (30.8W)
	Data Bandwidth	10/100Mbps Full Duplex
	Distance	100m@CAT.5e
Lightning Protection Circuit		Built-in
Power In		AC 100~240V, 50/60Hz
Operating Temperature		0°C ~ 60°C
Storage Temperature		-20°C ~ 80°C
Humidity		5% ~ 95% (W/O Condensation)
Material		Aluminum
Dimension		180(W) x 33(H) x 130(D)mm
Weight		1kg

• Design and specification are subject to change without notice.