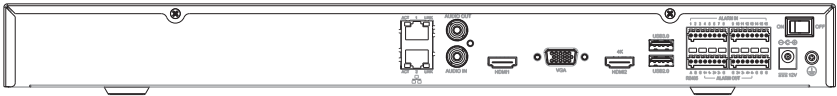
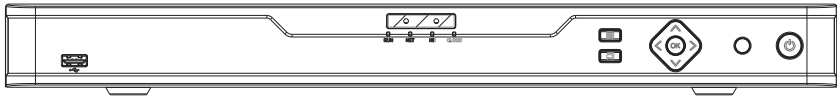



| REV | ECO NO. | DESCRIPTION |
|-----|---------|-------------|
|     |         |             |
|     |         |             |




344mm  
(13.5")

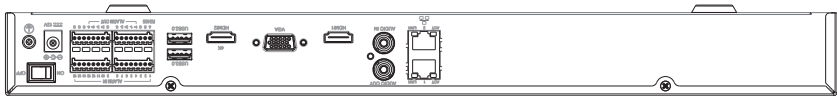


440mm  
(17.3")

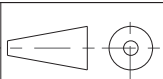
322mm  
(12.7")



44mm  
(1.7")



BACK VIEW



|  |  |          |       |                  |            |
|--|--|----------|-------|------------------|------------|
|  |  |          |       | TITLE:           |            |
|  |  |          |       | UNIT'S: mm(inch) | DWG NO. :  |
|  |  | DRAW:    | DATE: | FINISH:          | PART NO. : |
|  |  | CHKD:    | DATE: | MASS(Kg):        |            |
|  |  | STAD:    | DATE: | SCALE: 1:4       | REV        |
|  |  | APPD:    | DATE: | SHEET: 1 OF 1    |            |
|  |  | PRODUCT: |       | MAT'L:           |            |